

Need assistance?



**DO NOT RETURN THIS  
PRODUCT TO THE STORE**

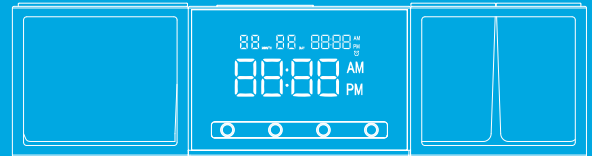
Call 1-800-757-1440  
Mon-Fri 9:00 a.m. - 5:00 p.m. EST (US)  
or email us at [info@atomiusa.com](mailto:info@atomiusa.com)



## **exec connect**

Desktop Organizer +  
Wireless / Dual USB Charger  
+ Digital Calendar

User Manual



Date Code: 09/20

## Thank you for purchasing the atomi exec connect

Keep your devices organized and powered up with exec connect—the ultimate charge station and desktop organizer from atomi. Featuring Qi charge technology, you can charge any compatible device quickly and wirelessly through electromagnetic induction. All you have to do is place any compatible device on top of the exec connect to charge it.

NOTE: If a device is not Qi compatible, you will need a Qi receiver to charge the device.

## What's Inside

1. exec connect
2. 5ft detachable cable
3. Welcome guide

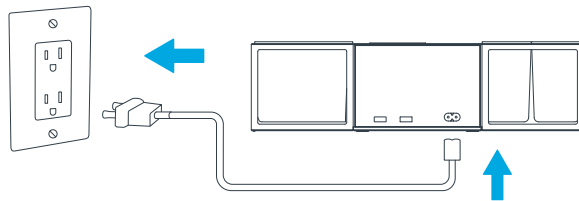
## Specifications

Input: 5V 2A, 9V 1.67A

## Charging Your Wireless Device

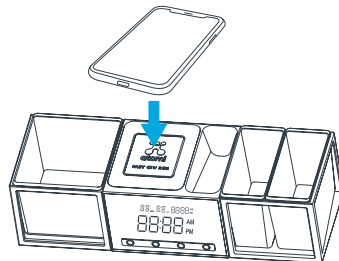
1

Connect the wall plug to the wall outlet  
and to the exec connect.

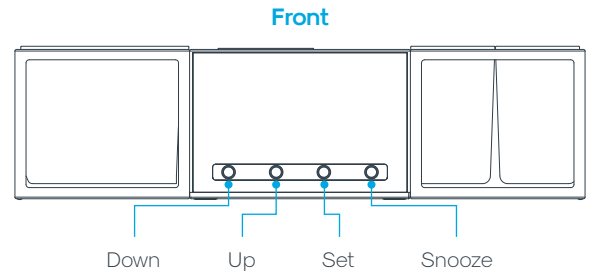
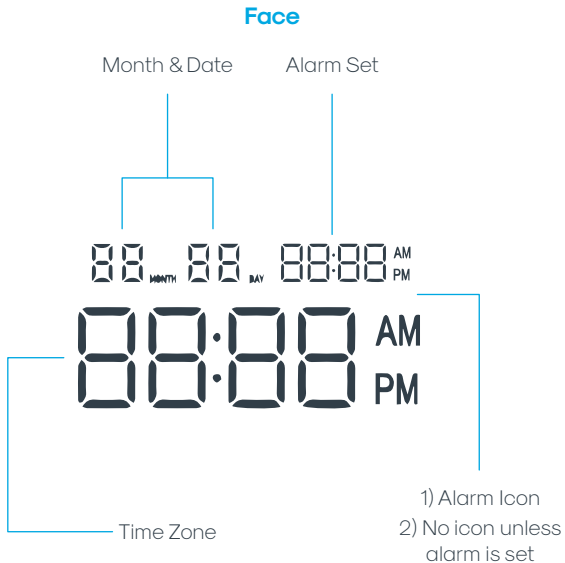


2

Place the device on the top center of your exec connect.  
Charging will begin on contact.



# Getting to know your exec connect



## Up:

- Press up to increase time.
- Hold for quick time adjustment.

## Down:

- Press down to minus time.
- Hold for quick time adjustment.
- Becomes alarm function when selected for 3 sec.

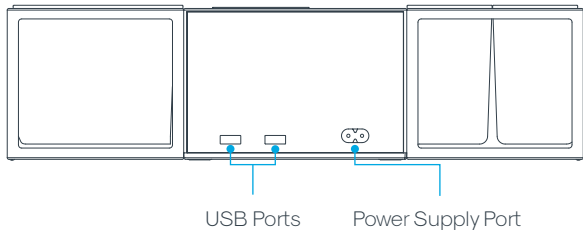
## Snooze:

- Press snooze to adjust screen brightness.
- Press to stop alarm clock when alarm clock rings.

## Set:

- Press and hold set for 3 seconds to set up year, month and day.
- 1st press for year setup, 2nd press for month setup, 3rd press for date setup, 4th press for hour setup and 5th press for minute setup. Press up / down to adjust. Press set to move on to next step. Returns back to normal mode if no action is made after 15 sec.

## Back



## Safety Information

1. Read these instructions carefully for best use.
2. DO NOT use the exec connect near water or expose it to rain or moisture.
3. DO NOT use the exec connect near open flames, such as candles, heat sources, radiators and stoves.
4. Only clean the exec connect with a dry cloth.
5. Caution: Risk of electric shock. Grounding continuity must be maintained.
6. For connection to a supply not in the U.S.A., use an attachment plug adapter of the proper configuration for the power outlet, if needed.
7. Please check prior use, if output voltage and current of the power supply is suitable for the product.
8. Children should be supervised to ensure that they do not play with the appliance.

For questions or concerns, email us at [info@atomiusa.com](mailto:info@atomiusa.com)  
Manufactured and marketed by Atomi Inc.  
10 West 33rd St., New York, NY 10001  
atomi™ is a trademark of Atomi Inc.  
Designed by atomi in New York. Made in China

One-year limited warranty from the date of purchase  
against defects in material and workmanship.